

Recycling at County Council owned Household Waste Recycling Centres

This measure excludes all sites which are not owned by Lincolnshire County Council as the Council has limited control and influence over what streams are recycled.

Performance includes some estimates where actual figures are not yet available. Officially approved data is available four months after the end of the Quarter to which it applies.

A higher percentage of recycling indicates a better performance.



Not achieved

71.87

%

Quarter 3 December 2021

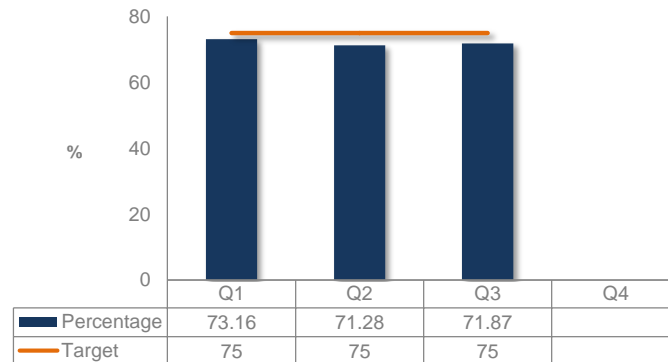


75

%

Target for December 2021

Recycling at County Council owned Household Waste Recycling Centres

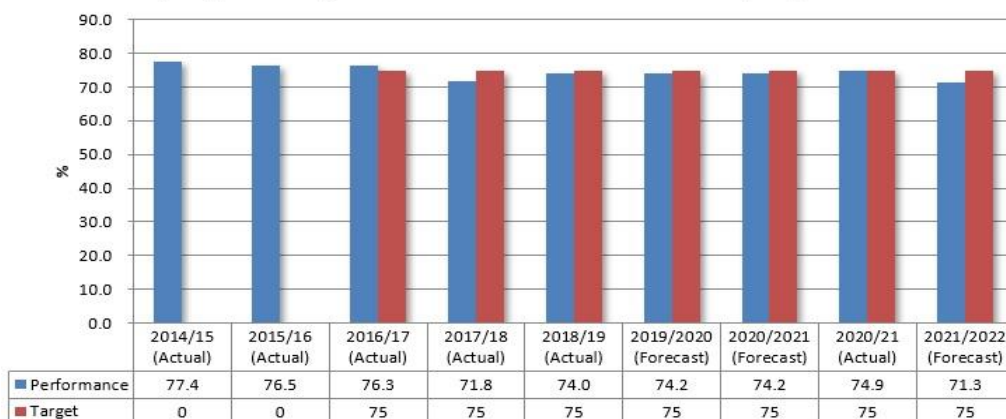


About the latest performance

Waste throughput through our HWRCs is still not back to pre-Covid levels.

Further details

Recycling at County Council owned Household Waste Recycling Centres



About the target

The annual target of 75% represents a sustaining of our previous high performance.

About the target range

No target range has been set for this measure.

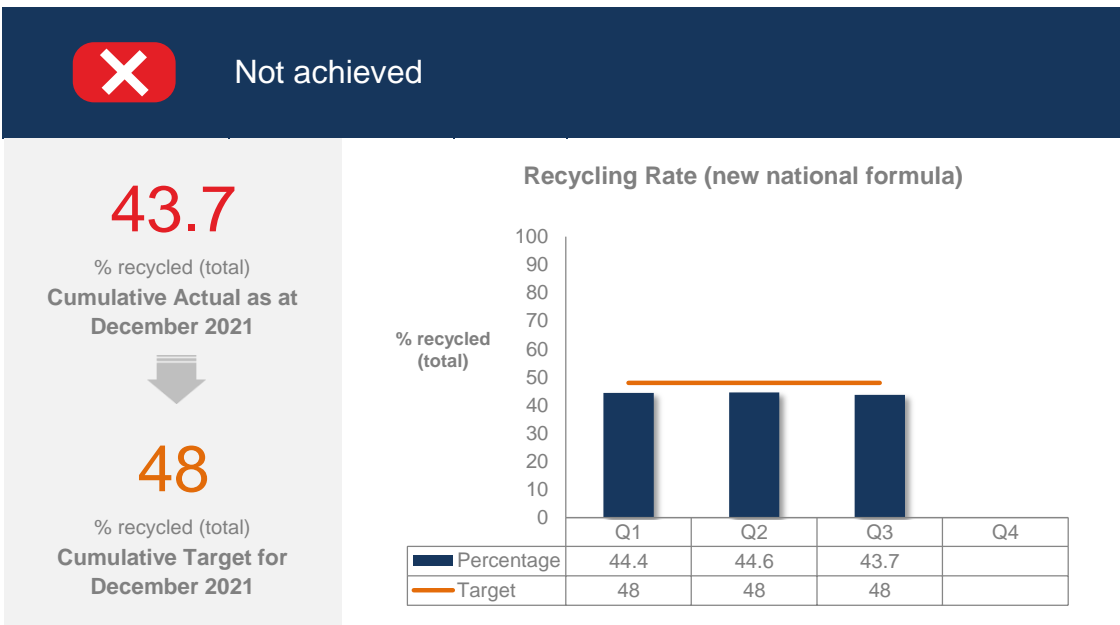
About benchmarking

Availability of data for other authorities is limited as this has never been an official National Indicator.

Recycling Rate (new national formula)

Uses the same definition as that used for the national recycling rate and includes recycling, reuse and composting from all sources not just kerbside collections.

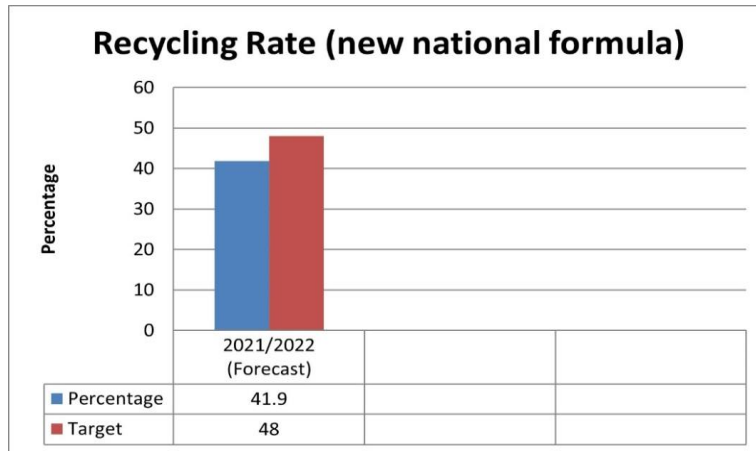
Performance includes some estimates where actual figures are not yet available. Officially approved data is available four months after the end of the quarter to which it applies. A higher percentage of household waste recycled indicates a better performance.



About the latest performance

Covid has reduced throughput at Household Waste Recycling Centres and thus reduced recycling

Further details



About the target

To contribute to the UK recycling target of 50% by 2020 and 55% by 2025 this links to objective 5 of the Joint Municipal Waste Management Strategy adopted in Jan 2019

About the target range

Given the number of separate figures which go into this calculation, a target range of +/- 0.5 percentage points allows for small fluctuations to remain on target.

About benchmarking

As a part of the recently-adopted Joint Municipal Waste Management Strategy the Lincolnshire Waste Partnership is committed to the development of a number of Key Performance Indicators in addition to the performance indicators already being reported. These additional measures include the level of contamination in the recycling, the overall carbon footprint of waste operations and a measure of public satisfaction with the services being received, and it is recommended that benchmarking be pursued once these have been adopted.

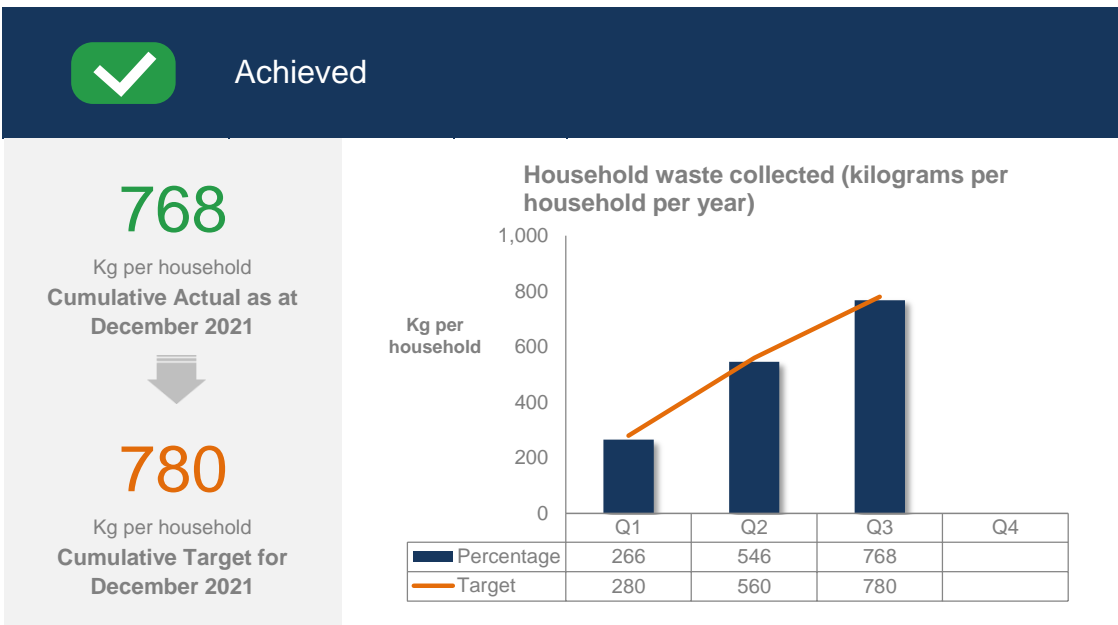
Household waste collected (kilograms per household per year)

Includes all sources not just kerbside collections.

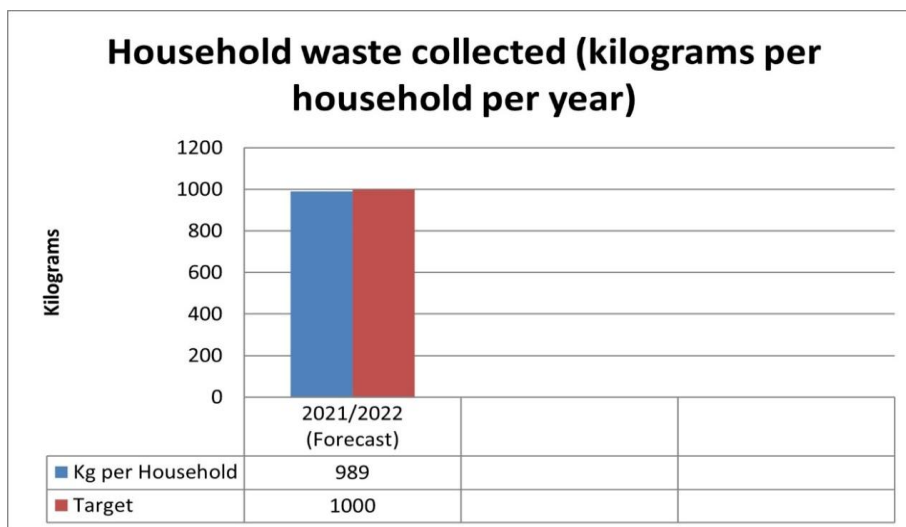
Performance includes some estimates where actual figures are not yet available. Officially approved data is available four months after the end of the quarter to which it applies.

A lower figure means less waste is being produced and collected.

Using the number of households published on waste data flow (WDF) in their calculation of NI191



Further details



About the target

To explore new opportunities of promoting waste minimisation and of using all waste as a resource in accordance with the waste hierarchy

About the target range

A maximum value of 1000kg has been set for this

About benchmarking

As a part of the recently-adopted Joint Municipal Waste Management Strategy the Lincolnshire Waste Partnership is committed to the development of a number of Key Performance Indicators in addition to the performance indicators already being reported. These additional measures include the level of contamination in the recycling, the overall carbon footprint of waste operations and a measure of public satisfaction with the services being received, and it is recommended that benchmarking be pursued once these have been adopted.